

**Pulmonary Function Test Report (FULL Loop Test - PRE )**

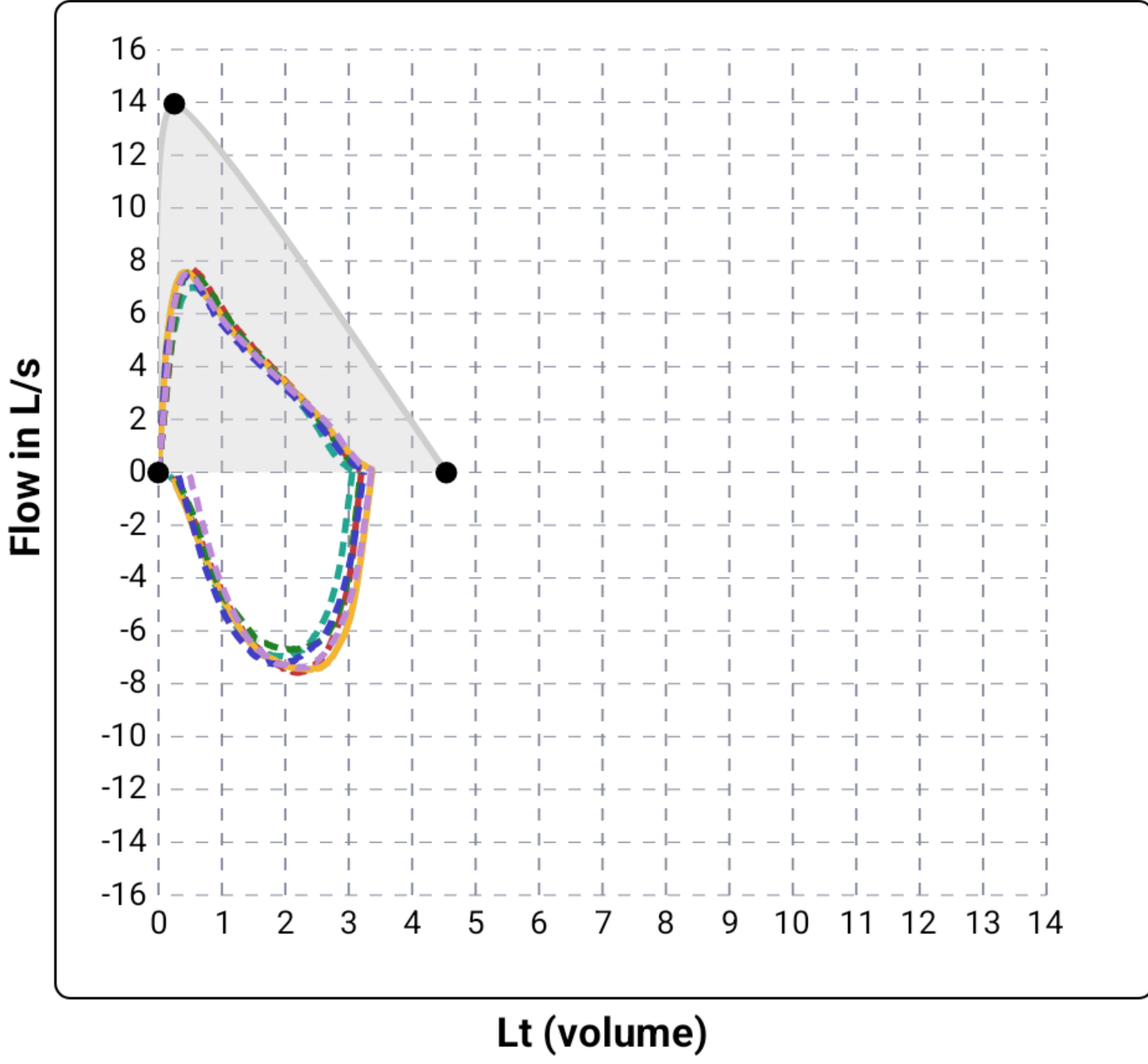
Performed By: Provider

Test Grading: E

Test Interpretation: **Mild Restriction**

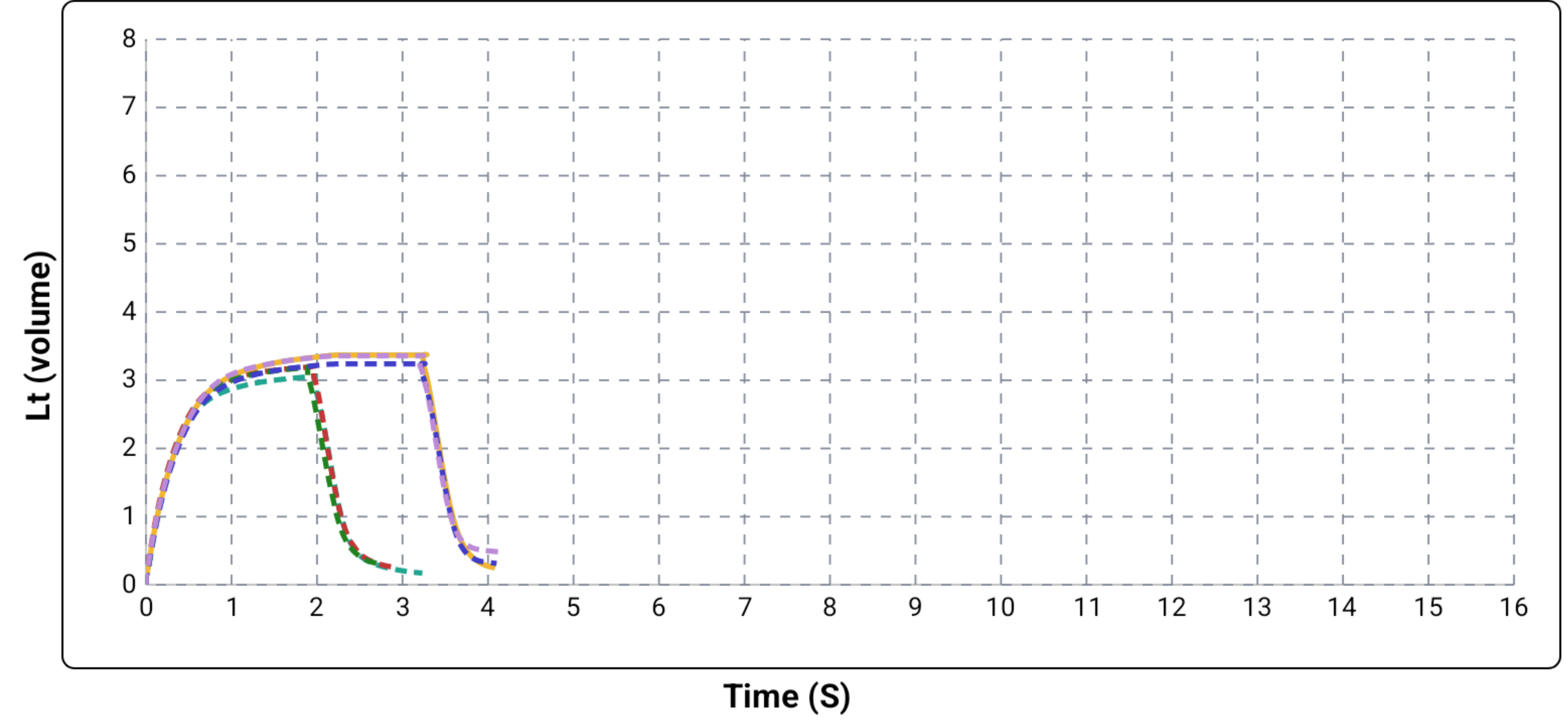
**Flow Volume**

Trial 1 Trial 2 Trial 3 Trial 4  
Trial 5 Trial 6 Pred



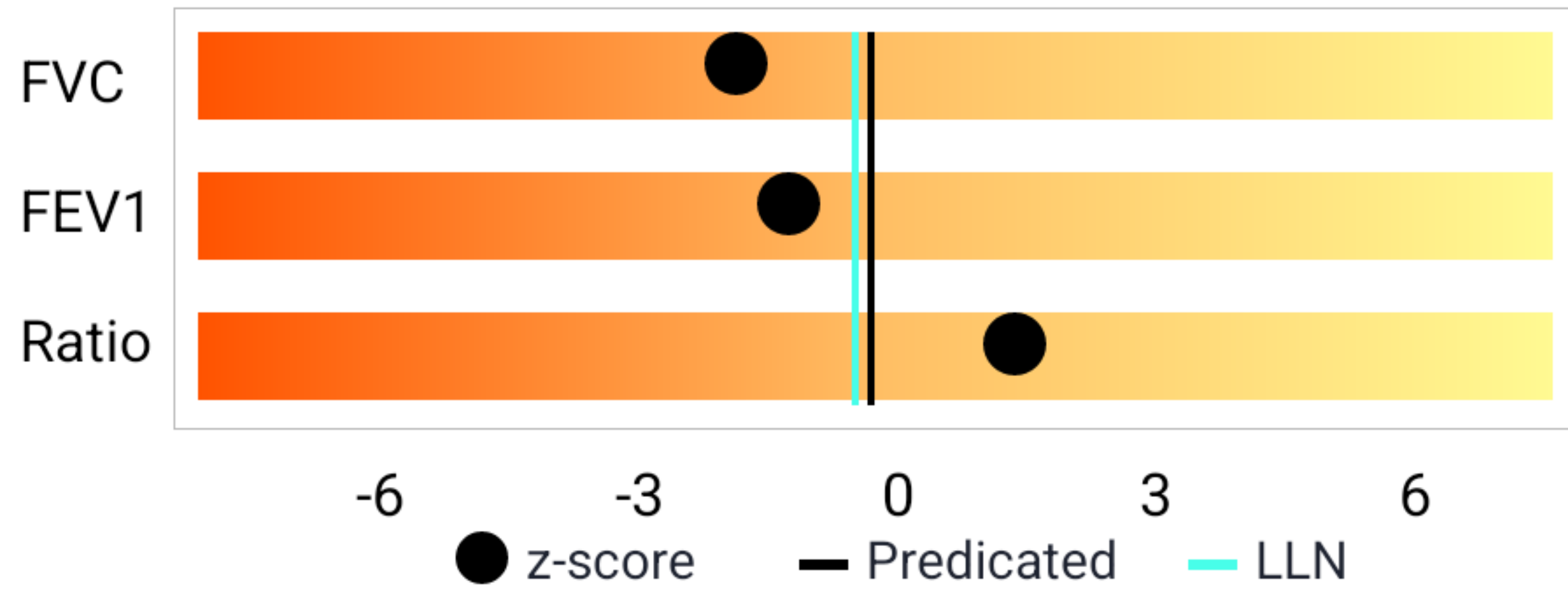
**Volume Time**

Trial 1 Trial 2 Trial 3 Trial 4  
Trial 5 Trial 6



**Note:** Race is required as it is used for Spirometry calculations as per International guidelines

**Pre/Post Z-Score**



**Note:** Z-score is for the best value

**Report Notes:**

Signature 

**Session Readings**

Parameter	Predicted	LLN / ULN	Best	Pre %	z-score	Trial-1	Trial-2	Trial-3	Trial-4	Trial-5	Trial-6
FEV1 (Lt)	3.73	2.89 / 4.22	<b>3.08</b>	82.53	-1.270	2.87	3.04	3.08	3.00	2.98	3.09
FVC (Lt)	4.54	3.54 / 5.03	<b>3.37</b>	74.26	-1.92	3.05	3.20	3.37	3.18	3.24	3.36
FEV1/FVC ratio (%)	80.40	68.00 / 80.89	<b>91.46</b>	113.76	1.53	94.04	95.12	91.46	94.29	91.92	92.20
PEF (Lt/min)			<b>454.33</b>			420.43	463.37	454.33	452.62	444.68	449.51
MEF75-25 (FEF25-75) (Lt/sec)	4.56	2.85 / 5.05	<b>4.03</b>	88.47	-0.38	4.36	4.31	4.03	4.33	3.96	3.93
Duration Exhale (sec) (FET)			<b>3.24</b>			1.97	1.96	3.24	1.89	3.22	3.20
PEFT (ms)			<b>0.05</b>								
EOTV (mL)			<b>0.007</b>								
FIVC (Lt)	4.54	3.54 / 5.03	<b>3.12</b>	69.0	-2.33	2.89	2.95	3.12	2.87	2.92	2.87
MEF25 (FEF75) (Lt/sec)	2.37	1.09 / 2.86	<b>1.98</b>	83.68	-0.5	2.33	2.31	1.98	2.35	2.04	2.06
MEF50 (FEF50) (Lt/sec)			<b>4.03</b>			4.37	4.27	4.03	4.25	3.90	3.90
MEF75 (FEF25) (Lt/sec)			<b>6.23</b>			6.38	6.52	6.23	6.62	6.01	6.05
Lung Age (Yrs)			<b>89.39</b>			97.91	90.99	89.39	92.59	93.65	88.86
PIF (Lt/min)			<b>448.55</b>			418.07	455.20	448.55	402.54	434.99	444.71
MIF 75 (FIF 25) (Lt/sec)			<b>7.44</b>			6.73	7.34	7.44	6.47	6.57	6.98
MIF 50 (FIF 50) (Lt/sec)			<b>7.04</b>			6.61	7.08	7.04	6.67	7.18	7.25
MIF 25 (FIF 75) (Lt/sec)			<b>4.53</b>			4.16	4.91	4.53	3.95	5.23	5.29
MIF 50/MEF 50			<b>1.75</b>			1.51	1.66	1.75	1.57	1.84	1.86
Duration Inhale (sec)			<b>0.84</b>			1.26	0.99	0.84	0.81	0.88	0.93
Session Error			Valid			GTCE	GTCE	Valid	GTCE	GTCE	GTCE

**Note:**  
 1. CG - Coughing, STTP - Slow start, EART - Early Termination, GTCE - Glottis closure of breath, BTV - Back Extrapolated volume, INEX - Incomplete Exhalation.  
 2. z-score is for the best reading.

\* % of predicted (P): GLI 2012, NHANES III, Quanjer 1993