

Pulmonary Function Pre/Post Test Report

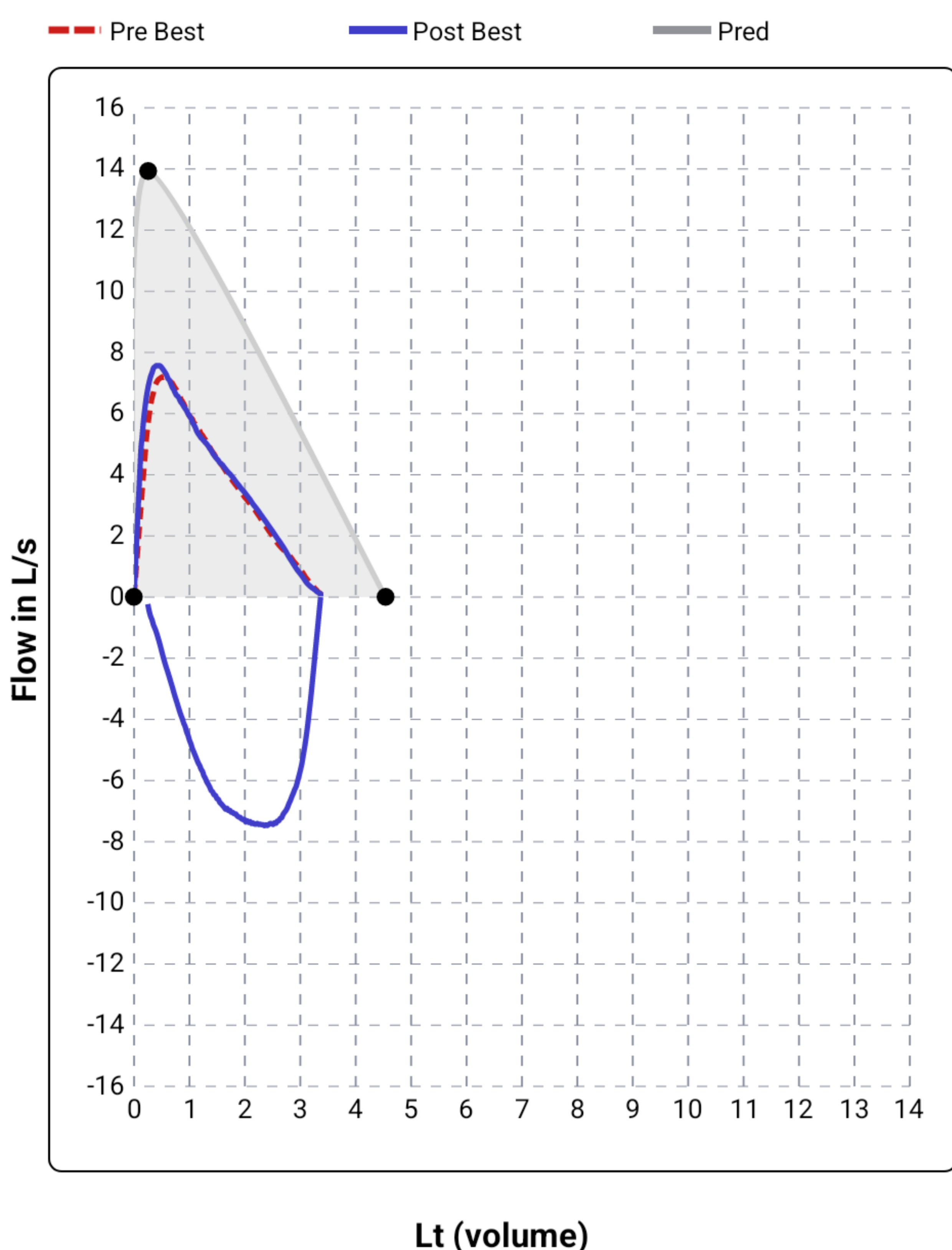
Test Grading: E **Performed On:** 21 Feb 2025 02:21:33 pm
Pre Test Interpretation: Mild Restriction

Test Grading: E **Performed On:** 21 Feb 2025 02:31:25 pm
Post Test Interpretation: Mild Restriction

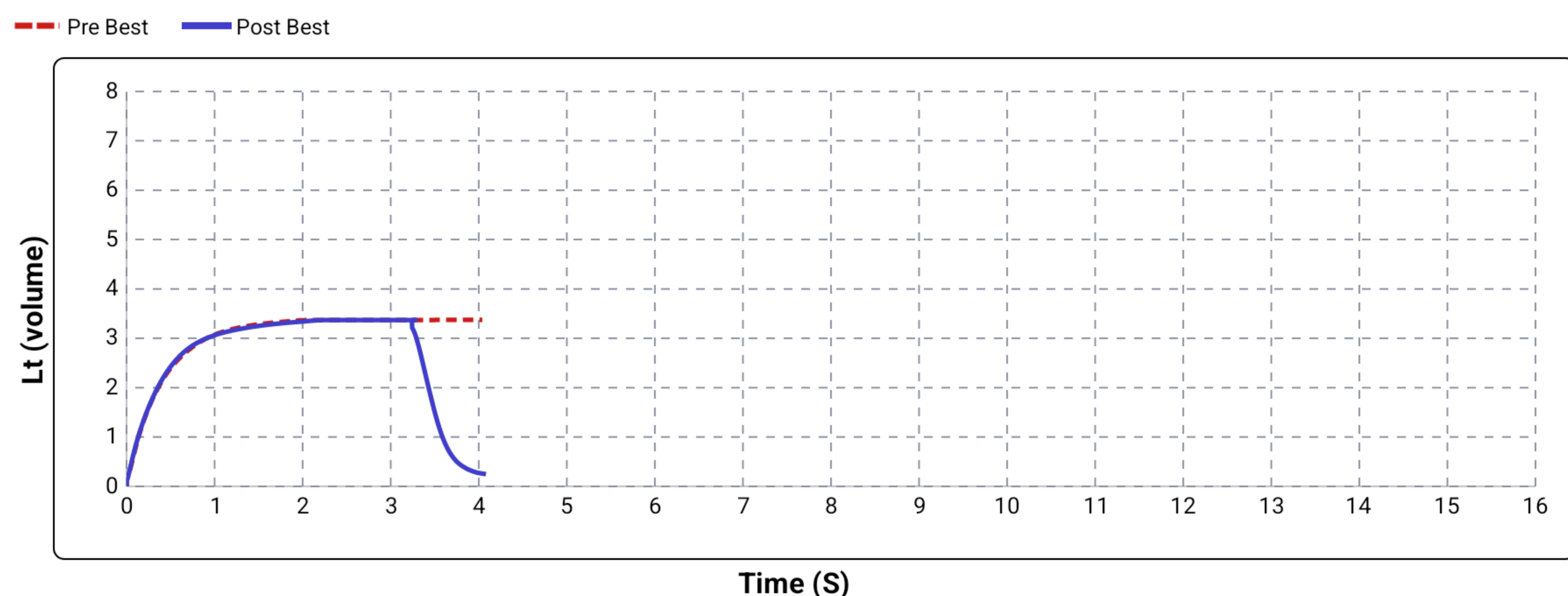
Suggested findings

Bronchodilator Reversibility: No (FEV1 Change: 20%, 1000ml) **GOLD standard COPD severity:** Symptomatic
Asthma presence as per GINA: Symptomatic

Flow Volume Graph

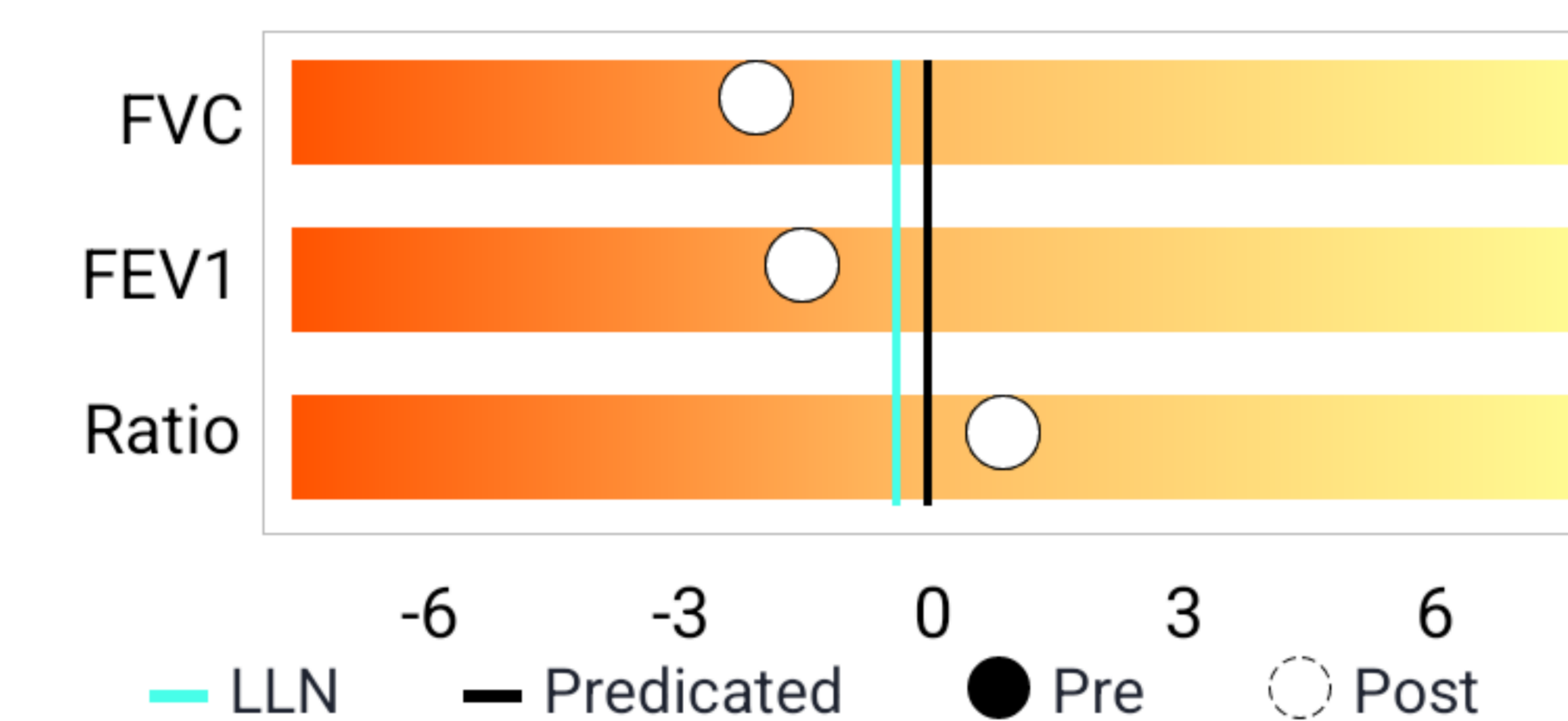


Volume Time Graph




Note: Race is required as it is used for Spirometry calculations as per International guidelines

Pre/Post Z-Score



Note: Z-score is for the best value

Report Notes:

Signature 

Parameter	Predicted		PRE						POST						Change(%)
	Best	LLN	Best	Pre (%)	Z-Score	Tri-1	Tri-2	Tri-3	Best	Pre (%)	Z-Score	Tri-1	Tri-2	Tri-3	
FEV1 (Lt)	3.73	2.89	3.08	82.53	-1.27	3.08	2.82	2.91	3.08	82.53	-1.27	3.08	2.87	3.00	0.03
FVC (Lt)	4.54	3.54	3.37	74.26	-1.92	3.37	2.92	2.96	3.37	74.26	-1.92	3.37	3.05	3.18	-0.04
FEV1/FVC ratio (%)	80.40	0.68	91.39	114.0	1.53	91.39	96.44	98.25	91.46	113.76	1.53	91.46	94.04	94.29	0.08
PEF (Lt/min)			432.04			432.04	465.70	516.19	454.33			454.33	420.43	452.62	5.16
MEF75-25 (FEF25-75) (Lt/sec)	4.56	2.85	3.89	85.29	-0.48	3.89	4.06	4.82	4.03	88.47	-0.38	4.03	4.36	4.33	3.66
Duration Exhale (sec)			4.04			4.04	1.68	1.41	3.24			3.24	1.97	1.89	-19.80
FIVC (Lt)									3.12	69.0	-2.33	3.12	2.89	2.87	
MEF25 (FEF75) (Lt/sec)	2.37	1.09	1.83	77.17	-0.69	1.83	2.37	2.87	1.98	83.68	-0.5	1.98	2.33	2.35	8.37
MEF50 (FEF50) (Lt/sec)			3.86			3.86	4.01	4.97	4.03			4.03	4.37	4.25	4.40
MEF75 (FEF25) (Lt/sec)			6.20			6.20	6.31	7.32	6.23			6.23	6.38	6.62	0.56
Lung Age (Yrs)									89.39			89.39	97.91		0.00
PIF (Lt/min)									448.55			448.55	418.07	402.54	
MIF 75 (FIF 25) (Lt/sec)									7.44			7.44	6.73	6.47	
MIF 50 (FIF 50) (Lt/sec)									7.04			7.04	6.61	6.67	
MIF 25 (FIF 75) (Lt/sec)									4.53			4.53	4.16	3.95	
MIF 50/MEF 50									1.75			1.75	1.51	1.57	
Duration Inhale (sec)									0.84			0.84	1.26	0.81	
Session Error						Valid	GTCE	GTCE				Valid	GTCE	GTCE	

Note: CG - Coughing, STTP - Slow Start, EART - Early Termination, GTCE - Glottis closure of breath, BTV - Back Extrapolated volume.

* % of predicted (P): GLI 2012, NHANES III, Quanjer 1993

This report is generated by alveoMD mobile app. This report does not reflect any diagnosis and is not for medico-legal purpose.

https://goldcopd.org/wp-content/uploads/2016/04/GOLD_Spirometry_2010.pdf

https://ginasthma.org/wp-content/uploads/2020/04/Main-pocket-guide_2020_04_03-final-wms.pdf